

W80 BR(W) DRIVING TRAILER

12 converted 1955; withdrawn c. 1957-1966; none preserved

Diagram A44

57'

These etched sides can be built into a complete coach using products from our range as supplied in our full kits. Please refer to the panel opposite. Should you prefer they can also be used for scratchbuilding.

These coaches were converted from diagram D117 brake thirds (Comet Models W19). A driver's compartment (just 3'3" deep) was fabricated at the guard's compartment end of the coach, and in this diagram there was no door between the guard's and driver's compartments. The bogie centres were moved inboard from 41'6" to 38'.

The coaches were originally produced for work in South Wales, but with the introduction of DMUs they were displaced elsewhere and could be found on such routes as Tenbury Wells - Craven Arms (1959), Lostwithiel - Golant - Fowey (1960), and the Severn & Wye (1958).

Running numbers

W245W - W256W

Operating notes

If a service needed strengthening with an extra coach then Intermediate Trailers to diagram A42 could be used. These were converted in 1953/4 from diagram C75 all third coaches (Comet Models W18) and seem to be indistinguishable externally.

Livery

Initially they were painted in BR plain crimson, although most were painted in lined maroon eventually.

Further information

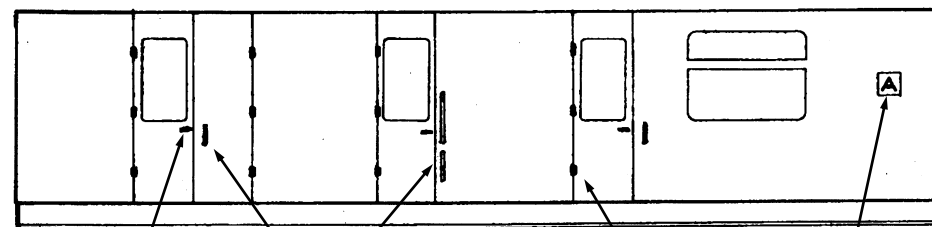
GWR Coaches 1890-1954
 GWR Coaches Vols I & II
 GWR Coaches Appendix II
 Great Western Way
 British Railways Pre-Nationalisation Coaching Stock Vol. 1
 GW Auto Trailers II

Harris	David & Charles
J H Russell	O.P.C.
J H Russell	O.P.C.
J N Slinn	H.M.R.S
H Longworth	O.P.C.
J Lewis	Wild Swan

COMET MODELS components required to complete this carriage are:

Underframe	UW3	Bogies	BW4
Underframe castings	UCW1	Roof castings	RC5
Ends	Included	End castings	ECW3
Roof	C10	Interior	INT5
End gong	C64		

Scrap views showing additional detailing of sides and ends (not all details may apply to this diagram)



'T' door handles are supplied in complete kits and are available in product C6

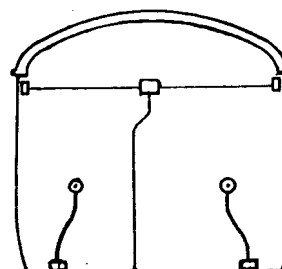
Make grab handles from 0.45mm wire

Door hinges

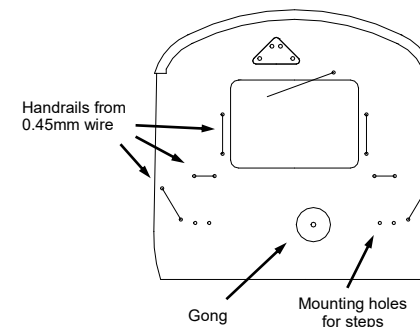
Seat reservation board

Door hinges, gangway suspension brackets, train alarm gear ears, gangway end covers and solebar ascending steps are available in product C26

End A



End B

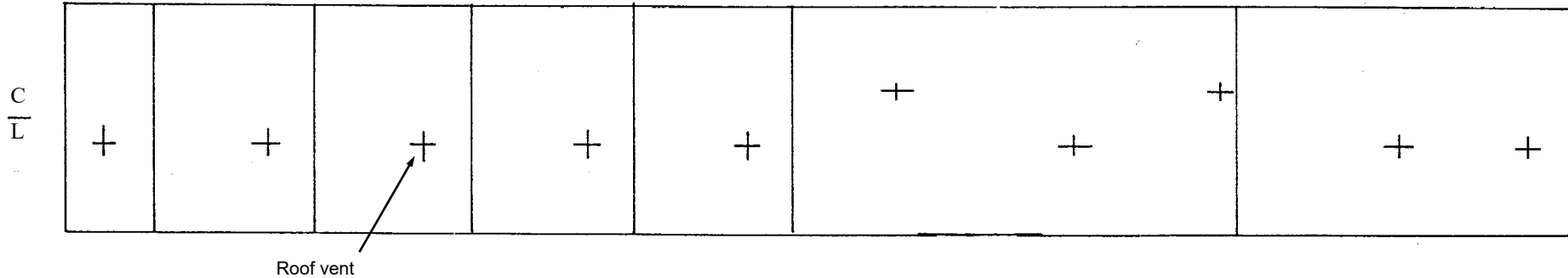


A44

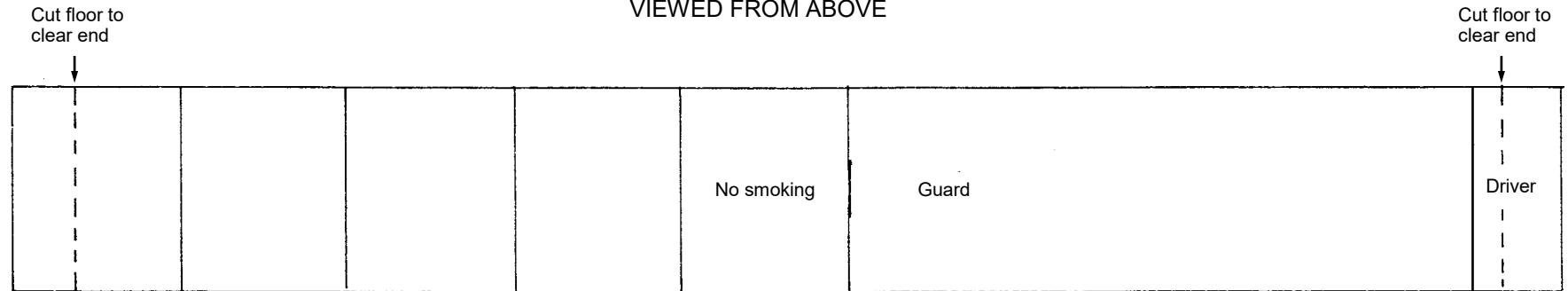
End A

End B

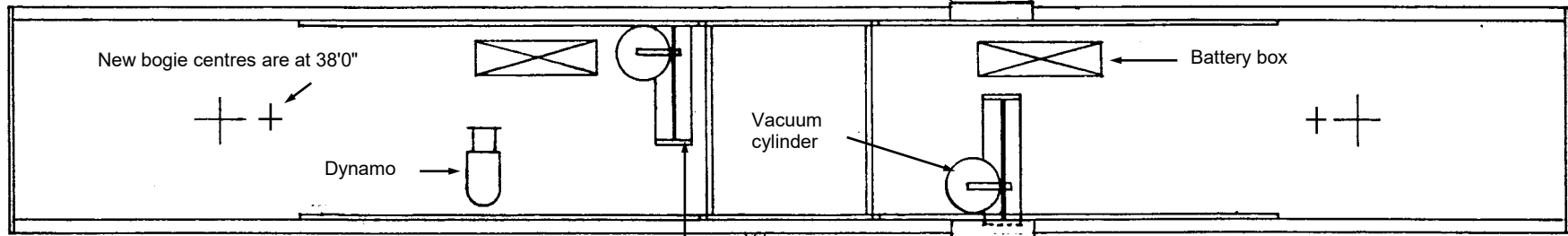
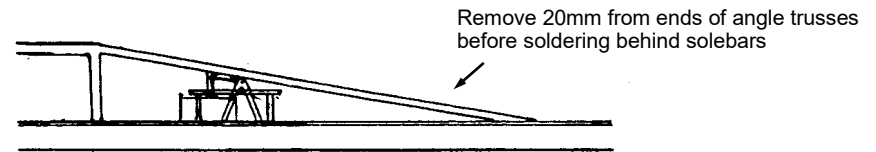
Train alarm gear this end



ROOF AND INTERIOR PLANS
VIEWED FROM ABOVE



UNDERFRAME VIEWED FROM BELOW



Mark new bogie centres 7mm in from the 41'6\" markings on the underframe.

