

W23 GWR COLLETT NON-GANGWAYED BRAKE THIRD (BT) Diagram D109

42 built 1930-1931; withdrawn 1959-1962; none preserved 60'

These etched sides can be built into a complete coach using products from our range as supplied in our full kits. Please refer to the panel opposite. Should you prefer they can also be used for scratchbuilding.

Towards the end of the bow ended era, Collett produced a number of 60' designs in a style similar to the earlier 57' stock. These brake thirds were formed up with similar all thirds to C61/63 (Comet code W21) and composites to E141 (W22). They had flush fitted commode and door handles giving a width of 9'3" and thus better route availability, and were mainly used on cross-country services.

Sample formations

BT/T (with van inboard) BT/C/BT BT/C/T/BT BT/C/BT/BT/T/BT

Running numbers

5589-5610 built 1930 5611-5630 built 1931

Livery

The coaches were painted chocolate and cream, with a gold line at the boundary. There was a brown line at the eaves approximately 4" deep. Roofs were painted white. Droplights were painted 'mahogany'- a sort of brick red. Letters and numerals were gold shaded black. There was a Coat of Arms in the lower panel with the London and Bristol crests above the shield. Class wording was placed in the waist panel on the doors, and numbers were placed at each end of the coach.

In 1930 along with new coaches for the Torbay and Cornish Riviera Expresses came an elaboration in the form of a completely lined waist panel, the 'double lined' variant. This was soon extended to all existing express stock, but not cross-country and non-corridor stock. Thirds were not marked, only firsts, but with the introduction of stock with end doors only it became necessary to reintroduce the 'third' to avoid confusion, particularly with composites. In 1934 the Garter Crest and Coats of Arms were replaced by the 'shirt button' monogram.

The final GWR style appeared from 1943 onwards. The cream panel extended from 7" below the cantrail down to 1½" below the windows. Double lining was applied, the lower waist line being 7" below the upper one. Lining was black and gold, and numbers were in the lining panel at both ends. Roofs were painted grey. The monogram was replaced with the new Coat of Arms in the centre of the panel flanked by the words 'Great' and 'Western'. This was later extended to all coaches built since 1936 which had the double lined waist style.

From 1949 they received BR unlined crimson.

Further information

| | | |
|--|-------------|-----------------|
| GWR Coaches 1890-1954 | Harris | David & Charles |
| GWR Coaches Vols I & II | J H Russell | O.P.C. |
| GWR Coaches Appendix II | J H Russell | O.P.C. |
| Great Western Way | J N Slinn | H.M.R.S |
| British Railways Pre-Nationalisation Coaching Stock Vol. 1 | H Longworth | O.P.C. |

Modelling notes

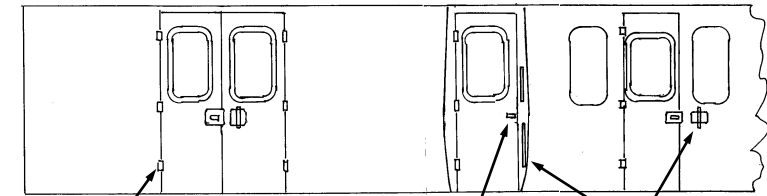
The prototype coaches had bowed brake ends with windows. There is no suitable end in the Comet range; pack EW4 is the closest, and you will need to form the window openings yourself.

The voids behind the area of the handles need to be filled by backing them with suitable strip material, either styrene fixed with adhesive or metal such as scrap from the surround of an etch soldered in place. After fixing, drill for the door handles, make grab handles from 0.45mm wire and fix in place with adhesive.

COMET MODELS components required to complete this carriage are:

| | | | |
|-------------------------|------|---------------|------|
| Underframe | UW3 | Bogies | BW2 |
| Underframe castings | UCW1 | Roof castings | RC5 |
| Ends | EW4* | End castings | ECW3 |
| Roof | C10 | Interior | INT5 |
| * - will need modifying | | | |

Scrap views showing additional detailing of sides and ends
(not all details may apply to this diagram)

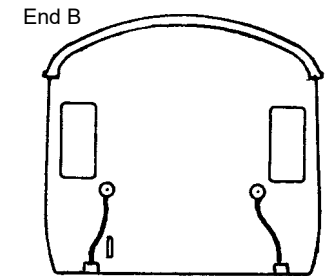
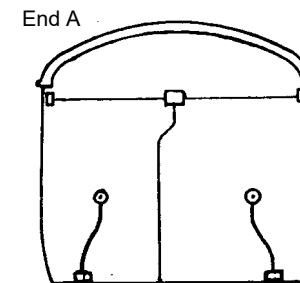


Door hinges

'T' door handles are supplied in complete kits and are available in product C6

Make grab handles from 0.45mm wire

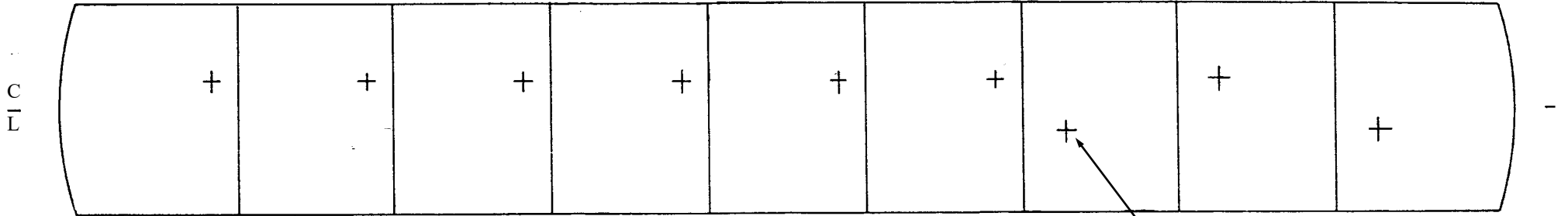
Door hinges, gangway suspension brackets, train alarm gear ears, gangway end covers and solebar ascending steps are available in product C26



D109

End A Train alarm gear this end

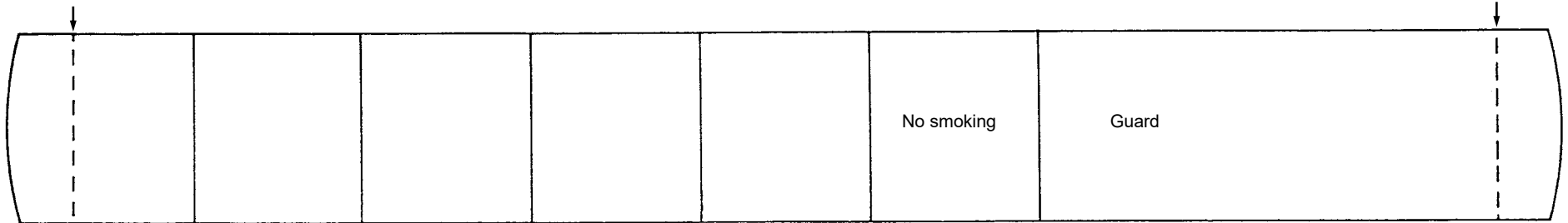
End B



ROOF AND INTERIOR PLANS VIEWED FROM ABOVE

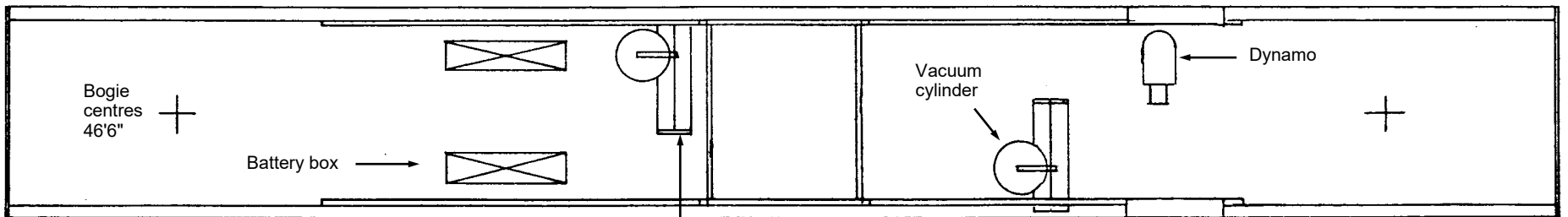
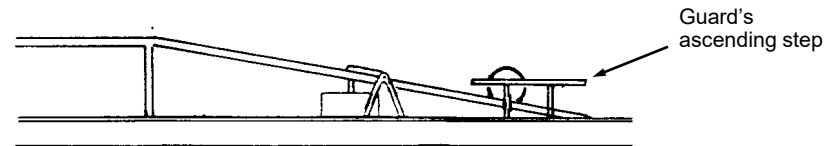
Cut floor to clear end

Cut floor to clear end



Common edge

UNDERFRAME VIEWED FROM BELOW



Bogie centres 46'6"

Battery box

Vacuum cylinder

Dynamo

Full length stepboards both sides

V hanger

Guard's ascending step



Battery box

Bogie steps

