

MT256

Loco Details Fret 2

An assortment of useful bits & pieces for the loco builder/ RTR improver, including cab vents, headcode discs and cab doors



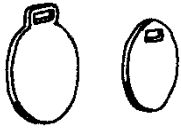
Washout plugs (13)



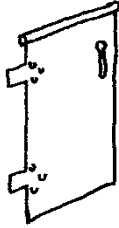
Sandbox lids (6)



Cab front ventilator grilles (3)




Headcode discs, 15" & 18" dia. for BR, SR & pre-Grouping (14)



LMS style

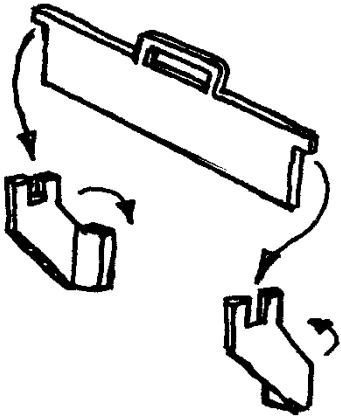


Plain



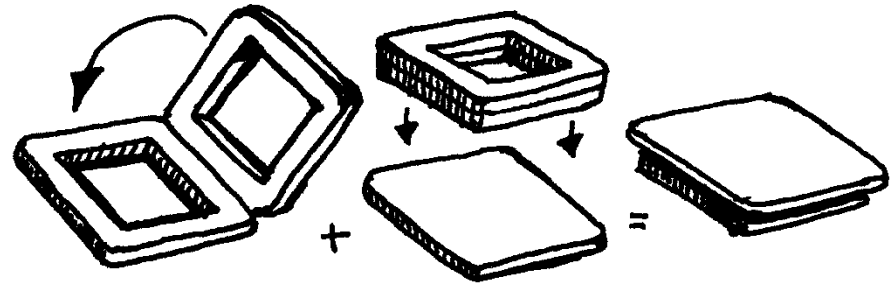
Sliding cab side shutter, mainly for GWR (2)

Destination boards & brackets (4 sets)



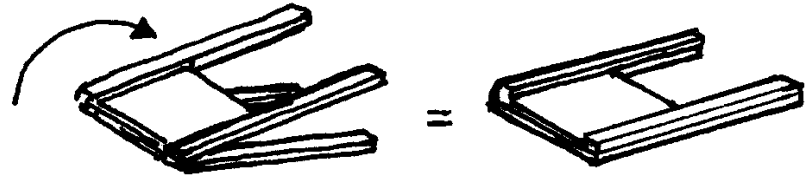
Fit brackets to smokebox door or bunker rear.

MR/LMS hinged cab vent (2)



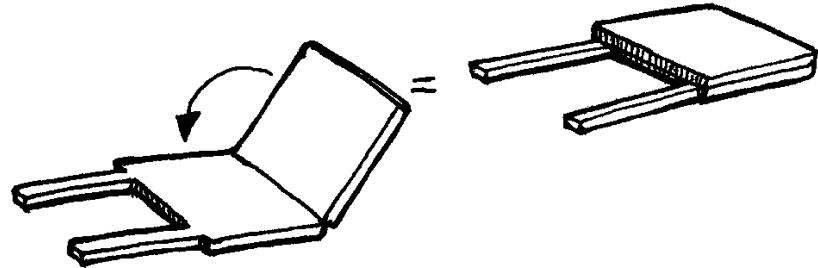
Fold the hatch frame double. Centre the frame on the hatch and solder/glue in place. File a curve on the frame to match cab roof

General sliding vent – slides on top (2)



Fold double. Curve to match cab roof and fix in place

General sliding vent – slides underneath (2)



Fold double. Curve to match cab roof and fix in place