

S9 BR(S) BULLEID CORRIDOR BRAKE COMPOSITE

D2405

13 built 1948; withdrawn 1964-1967; none preserved

64'6"

These etched sides can be built into a complete coach using products from our range as supplied in our full kits. Please refer to the panel opposite. Should you prefer they can also be used to overlay the Bachmann Bulleid coaches, or as a basis for a scratchbuilt coach.

A small build, these coaches had shallow (10¼") window vents. They were used specifically in two coach sets with a semi-open brake third (Comet Models S8). Operating as through portions from Waterloo, they were detached at a junction to be taken on to their final destination, often behind an M7 0-4-4T. Resorts such as Bude, Ilfracombe, Padstow, Seaton, Sidmouth and Torrington were thus served. Equipped originally with the Prestall centrally mounted vacuum cylinder and 2' diameter vacuum reserve cylinder, between 1951 and 1958 they were converted to the more conventional arrangement of two vacuum cylinders with 'V' hangers and 1'6" vacuum reserve cylinders. In some cases the original equipment was simply disconnected but left in place.

Sample formations

Two-coach sets 63-75 for Waterloo-Bournemouth-Weymouth, Waterloo-West of England services

Semi-BTK (Comet S8)/BCK

Running numbers

S6700S-S6712S in 2 coach sets 63-75.

Livery

They were painted in late malachite green with insignia in Southern style placement but without third class designations on the doors. They then received BR crimson and cream but from 1956 they were repainted in BR Southern stock green. In general the ends, underframe and bogies were black and the roof grey.

Further information

An Illustrated History of Southern Coaches
 Bulleid Coaches in 4mm scale
 Bulleid's SR Steam Passenger Stock
 British Railways Pre-Nationalisation Coaching Stock Vol. 2

Mike King
 S W Stevens Stratten
 David Gould
 H Longworth

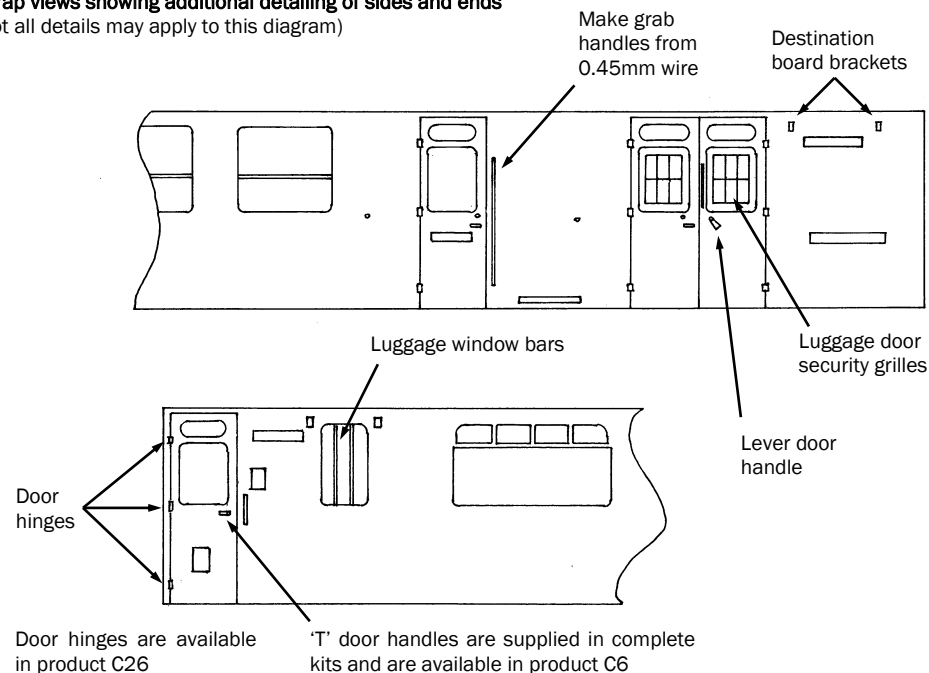
OPC
 MRC Planbook 1
 Oakwood Press
 OPC

Additional information kindly supplied by David Gentle.

COMET MODELS components required to complete this carriage are:

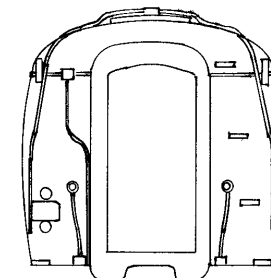
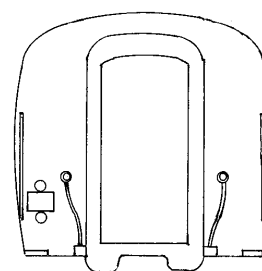
Underframe	US1	Bogies	BS1
Underframe castings	UCS1 or 2	End castings	ECS1
Ends	ES2	Roof castings	RC1
Roof	C10	Interior	INT1
Mushroom vents	RC6	Periscope	C23

Scrap views showing additional detailing of sides and ends (not all details may apply to this diagram)



End A

End B



D2405

