


MODEL SIGNAL ENGINEERING



Part of WIZARD MODELS LIMITED

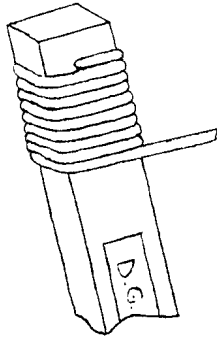
PO BOX 70 BARTON upon HUMBER DN18 5XY
01652 635885 www.wizardmodels.ltd

SCALE	CODE	
3&4mm	LBJE	

D.G. COUPLINGS

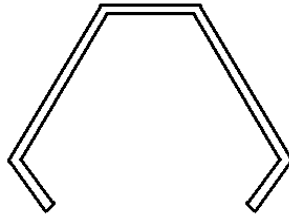
LOOP BENDING JIG FOR TYPE E

Instructions for use



Insert the end of a piece of phosphor bronze wire into the hole in the jig and wrap the wire around it, pulling the wire tight and pressing on the corners to obtain a sharp bend. 14 or 15 turns are usually enough.

Remove the wire from the jig and cut into pieces as shown:



Square up the corners with a pair of pliers and the loop is ready for the steel wire to be soldered in place:

